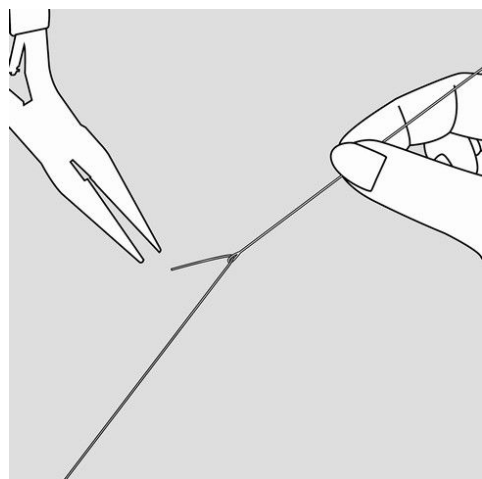




## Smykkeskolen. Perlekarusell

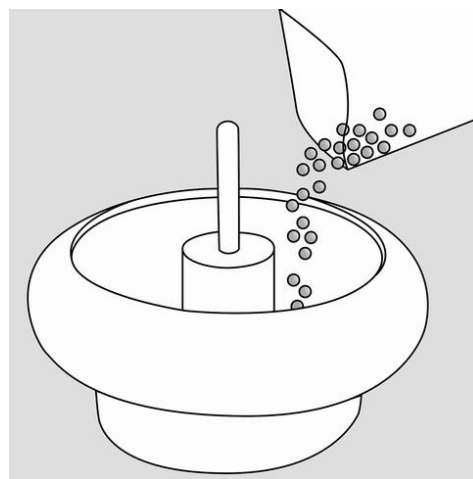
Når man skal tre mange miniperler på wiretråd, er en perlekarusell et nyttig redskap. Med en smykkenål på wiren, dreies stangen på karusellen, og perlene tres opp på nålen av seg selv! ☐ ☐

**Inspiration: 12832**



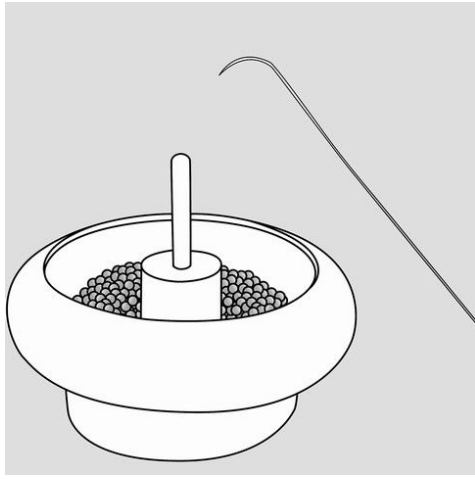
**1.**

Cut a piece of beading wire measuring approx. 70cm. Squeeze the beading wire flat at the end so that it can easily go through the eye of the needle.



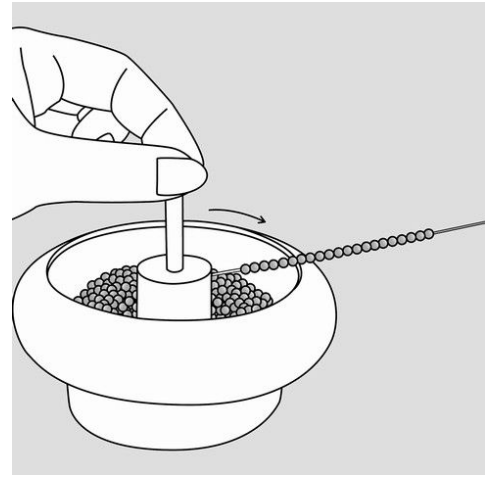
**2.**

Fill the bead caddy spinner with rocaille beads (preferably lots).



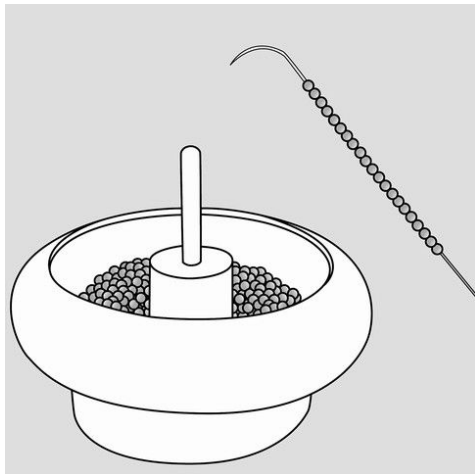
**3.**

Insert the needle into the spinning beads in the opposite direction of the spin.



**4.**

Turn the lever in the middle with your left hand clockwise and hold the needle as shown with the hook to the left and the needle will automatically fill with beads.



**5.**

Push the beads from the needle onto the wire. If a bead is stuck on the needle or wire, crush it with flatnose pliers.